

ENHANCED EPIDEMIOLOGICAL SUMMARY

Measles in Ontario

Updated: July 24, 2025

Introduction

Measles is a highly contagious respiratory virus. Symptoms of measles include fever, a red blotchy rash, red watery eyes and cough. Immunization is the best protection against measles. For children and most adults born in or after 1970, this means receiving two doses of measles containing-vaccine (e.g., MMR vaccine).

In Ontario, measles has historically been a rare disease, owing to the successful elimination of measles in Canada and high immunization coverage. Measles cases have typically been predominantly associated with travel (often referred to as “measles importations”). Due to an increase in measles activity globally in 2024, Ontario began to see more cases of measles. Presently, Ontario is part of a multi-jurisdictional measles outbreak with measles activity occurring in Ontario and several other provinces.² Visit our [measles exposures webpage](#) for more information on places and dates of exposure to a case of measles in Ontario.

This report describes the epidemiology of measles in Ontario between January 1, 2013 and July 22, 2025, with a focus on the current multi-jurisdictional measles outbreak. This report will be updated weekly until otherwise noted.

This report includes the most current information available from Ontario’s integrated Public Health Information System (iPHIS) as of July 22, 2025 at 7:00 am.

Highlights

Multi-Jurisdictional Measles Outbreak

October 18, 2024 to July 22, 2025

- On October 18, 2024, exposure to a travel-related case in New Brunswick led to measles cases in Ontario. While New Brunswick declared their outbreak over on January 7, 2025¹, Ontario and additional provinces² have reported measles cases related to this outbreak, with Ontario’s first outbreak cases occurring the week of October 28, 2024.
- As of July 22, 2025, Ontario has reported a total of 2,298 measles cases (1,984 confirmed, 314 probable) associated with this outbreak ([Figure 1](#)) occurring in 25 public health units ([Table 1](#)).
 - This represents an increase of 22 cases ([Figure 1](#)) since the previous data extraction on July 15.
 - The increase in outbreak cases includes newly reported cases as well as previously reported cases with unknown source of exposure that are now linked to the outbreak based on genomic sequencing results. While recent declines in weekly case counts suggest that transmission may be slowing, continued vigilance is needed.

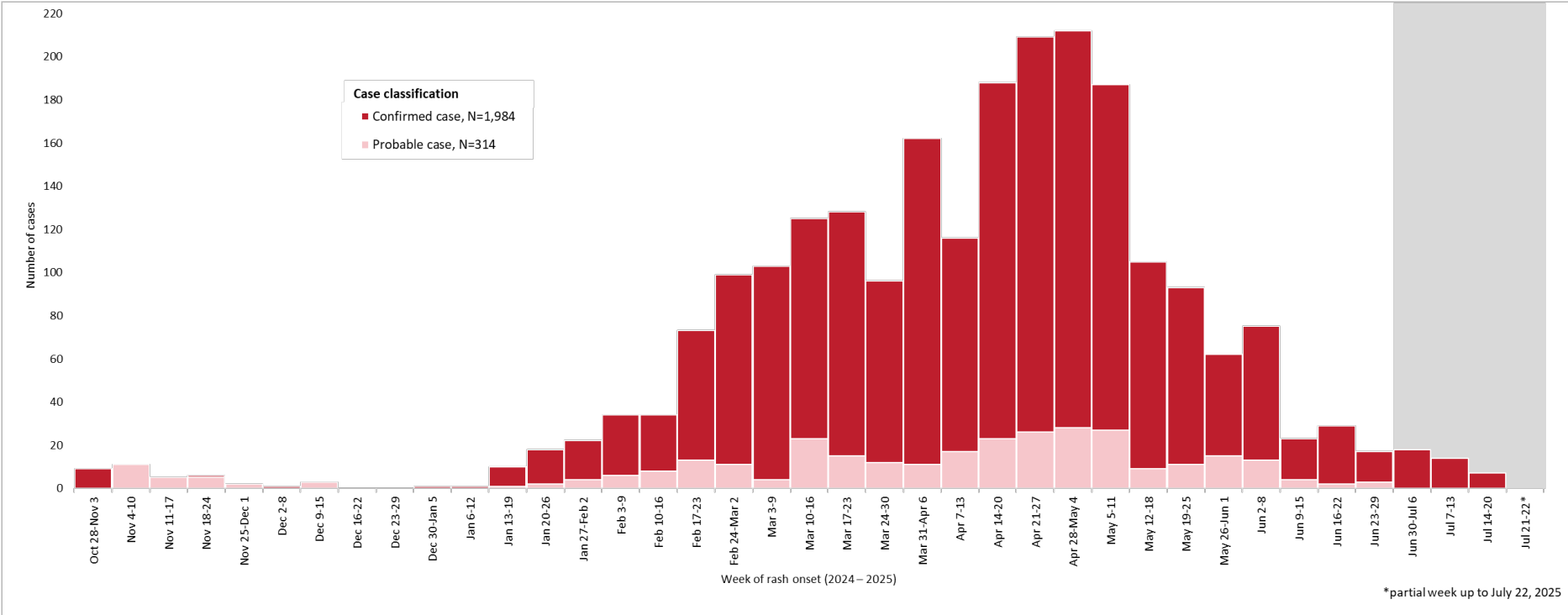
- The geographic distribution of measles outbreak cases per 100,000 population by forward sortation area (FSA) is shown in [Figure 2A](#) (cumulative cases since the start of the outbreak) and [Figure 2B](#) (recent cases with rash onset in the last 21 days).
- The FSAs with the highest recent rates of outbreak cases to date are in southwestern and northwestern Ontario, respectively ([Figure 2A](#), [Figure 2B](#)).
- As of July 22, there were no reported cases that could be determined to be within their period of communicability (i.e., when a case is able to transmit virus to others) ([Table 2](#)). The number of measles cases currently infectious is difficult to estimate as most measles cases are no longer within their period of communicability at the time they are included in the report, as well as the potential for there to be measles cases not yet diagnosed or reported to public health.
- Among all outbreak cases, the majority (73.6%, n=1,691) were infants, children and adolescents (19 years old or younger), while 25.8% (n=594) were adults, and 0.6% (n=13) had unknown age ([Table 3](#)).
 - Almost all infant, child and adolescent outbreak cases (95.9%, n=1,622) were unimmunized, while 68.9% (n=409) of adults were unimmunized ([Figure 3](#)).
 - 98.2% (n=2,256) of outbreak cases were born in or after 1970 ([Table 3](#)).
- A total of 2.1% (n=49) of outbreak cases were pregnant at the time of their measles infection ([Table 3](#)).
 - Of these, 81.6% (n=40) were unimmunized, 2.0% (n=1) received one dose of measles-containing vaccine, 10.2% (n=5) received two or more doses, and 6.1% (n=3) had unknown immunization status.
 - There have been nine cases of congenital measles (i.e., measles diagnosed in the first 10 days of life) ([Table 3](#)).
- Overall, 7.0% (n=162) of outbreak cases were hospitalized and 0.5% (n=12) were admitted to the intensive care unit (ICU) ([Table 3](#)).
 - 94.4% (n=153) of hospitalized cases were unimmunized, of whom 119 were infants, children and adolescents.
 - The median length of stay among discharged hospitalized cases was three days (range: 1–54 days) and the median length of stay among ICU admissions was three and a half days (range: 1–54 days).
- There was one death that occurred in a congenital case of measles who was born pre-term and had other underlying medical conditions ([Table 3](#)).

Measles Cases in 2025

January 1 to July 22, 2025

- In 2025, a total of 2,301 measles cases (2,013 confirmed, 288 probable) have been reported in Ontario as of July 22 ([Figure 4](#)).
- All but 40 cases were linked with the multi-jurisdictional outbreak described above. Of these, 20 cases had a history of travel (i.e. measles acquired outside of Canada), one case was epidemiologically-linked to a visitor to Ontario, and 19 cases do not yet have a source of exposure reported.
 - Among these cases, 10 required hospitalization, all in infants, children and adolescents: nine were unimmunized and one had unknown immunization status.
- As of July 21, 2025, laboratory data shows that 22.1% of individuals (n=1,059) tested for acute measles infection in 2025 using molecular PCR at Public Health Ontario's Laboratory have received positive test results (Note: As of June 15, 2025, Hamilton Health Science Laboratory began performing measles PCR testing. As a result, these numbers do not capture all measles PCR testing in Ontario).

Figure 1: Number of Measles Outbreak Cases by Week of Rash Onset and Case Classification: Ontario, October 28, 2024 – July 22, 2025



- Notes:
- **Cases are infectious from four days before rash onset to four days after rash onset.**³ The incubation period for measles (i.e., period from exposure to prodromal symptoms) averages 10 to 12 days; the time from exposure to rash onset ranges from 7 to 21 days (average 14 days).^{3,4}
 - Rash onset date was not available for 41 cases at the time of analysis; as a result, episode date was used as a proxy instead.
 - Based on the incubation and the infectious period, epidemiologically-linked cases may appear up to 25 days after the rash onset date of the most recently reported case of measles. The grey shaded area in the figure represents this case lag, and case counts during these weeks should be considered tentative.
 - Provincial surveillance definitions for confirmed and probable cases of measles are available in Appendix 1⁵ and have been adapted to reflect the specific circumstances of the outbreak under investigation.
 - A data table corresponding to this figure can be found in Appendix [Table A1](#).

Table 1: Measles Outbreak Cases by Public Health Unit: Ontario, October 28, 2024 – July 22, 2025

Public Health Unit	Case Count as of July 22	Change in Case Count since July 15	Rate per 100,000 Population as of July 22
Southwestern Public Health	758 (33.0%)	0	319.8
Grand Erie Public Health	297 (12.9%)	4	100.8
Huron Perth Public Health	286 (12.4%)	8	183.2
Chatham-Kent Public Health	178 (7.7%)	1	163.4
Algoma Public Health	151 (6.6%)	0	127.8
Windsor-Essex County Health Unit	148 (6.4%)	0	33.1
Region of Waterloo Public Health and Emergency Services	110 (4.8%)	0	16.3
South East Health Unit	80 (3.5%)	0	13.6
Wellington-Dufferin-Guelph Public Health	71 (3.1%)	0	20.8
Grey Bruce Health Unit	54 (2.3%)	0	28.7
Middlesex-London Health Unit	54 (2.3%)	9	9.7
North Bay Parry Sound District Health Unit	38 (1.7%)	0	28.5
Lambton Public Health	20 (0.9%)	0	14.8
Northeastern Public Health	20 (0.9%)	0	17.0
Niagara Region Public Health	13 (0.6%)	0	2.5
Eastern Ontario Health Unit	6 (0.3%)	0	2.7
Haliburton Kawartha Northumberland Peterborough Health Unit	2 (0.1%)	0	0.6
Halton Region Public Health	2 (0.1%)	0	0.3
Ottawa Public Health	2 (0.1%)	0	0.2
Renfrew County and District Health Unit	2 (0.1%)	0	1.8
Toronto Public Health	2 (0.1%)	0	0.1
City of Hamilton Public Health Services	1 (0.04%)	0	0.2
Peel Public Health	1 (0.04%)	0	0.1
Simcoe Muskoka District Health Unit	1 (0.04%)	0	0.2
York Region Public Health	1 (0.04%)	0	0.1
Ontario	2,298 (100.0%)	22	14.5

Notes:

- This table is based on the public health unit corresponding to where a case was residing most of the time at the time of illness onset or report to public health, and not necessarily the location of exposure or diagnosis.
- As of January 1, 2025, Brant County Health Unit and Haldimand-Norfolk Health Unit have merged into Grand Erie Public Health; Hastings and Prince Edward Counties Health Unit, Kingston, Frontenac and Lennox and Addington Health Unit and Leeds, Grenville and Lanark District Health Unit have merged into South East Health Unit; Porcupine Health Unit and Timiskaming Health Unit have merged into Northeastern Public Health; and Haliburton, Kawartha, Pine Ridge District Health Unit and Peterborough County-City Health Unit have merged into Haliburton Kawartha Northumberland Peterborough Health Unit.
- Changes in case counts at the PHU level (either increases or decreases) may result from ongoing data cleaning efforts and/or case updates, including re-classification of previously reported cases.

Table 2: Measles Outbreak Cases by Period of Communicability: Ontario, October 28, 2024 – July 22, 2025

Period of Communicability	Case Count as of July 22
Cases Past Period of Communicability	2,257
Cases Within Period of Communicability	0
Cases Without Rash Onset Date (required to calculate the period of communicability)	41
Total Cases	2,298

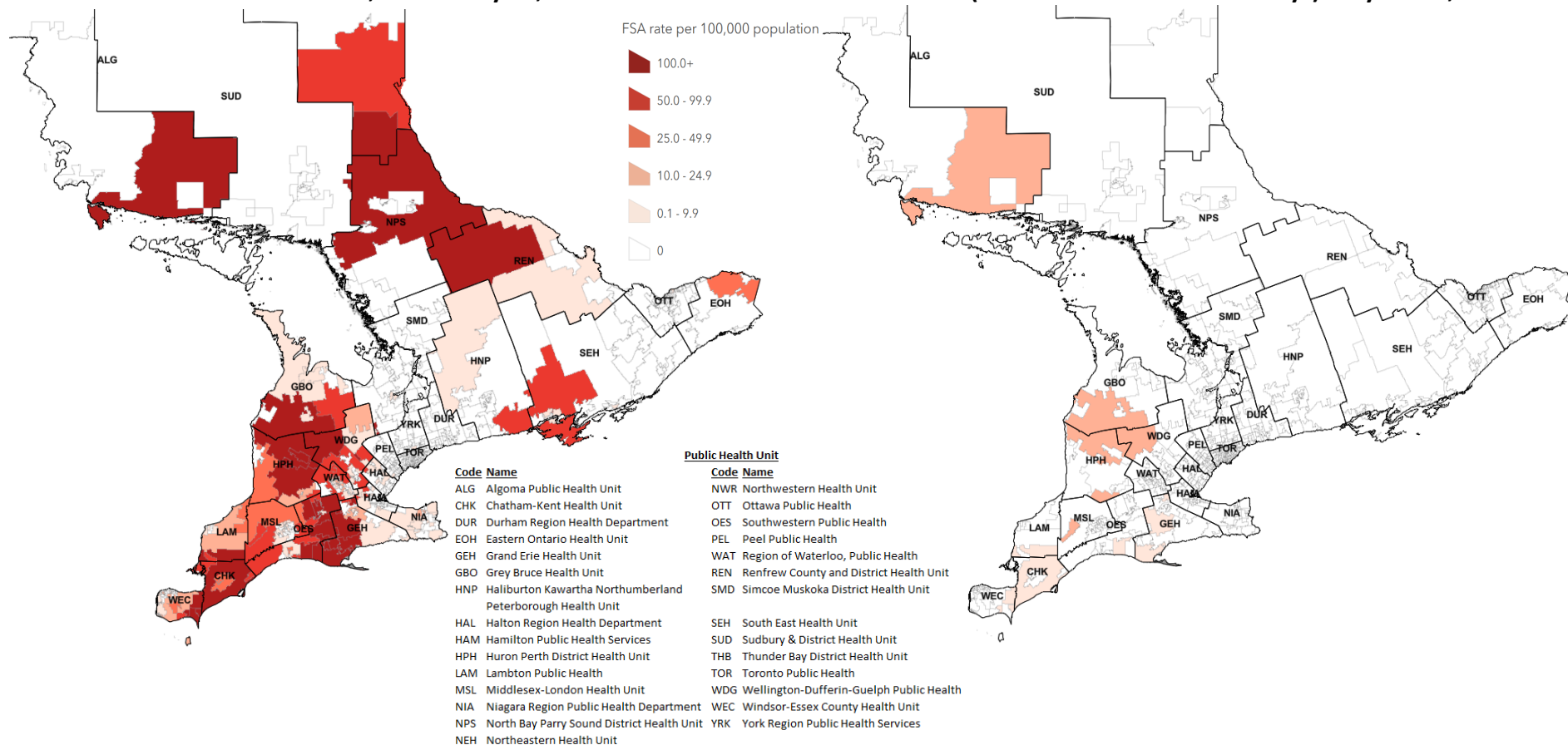
Notes:

- The period of communicability is defined as the period when a measles case is able to transmit the virus to others. It spans the interval from four days prior to four days following the onset of rash, including the date of rash onset.
- The reported number of cases within their period of communicability does not reflect the risk in the community due to the potential for undiagnosed cases of measles or delays in reporting.

Figure 2: Geographic Distribution of the Rate of Measles Outbreak Cases Per 100,000 Population by Forward Sortation Area (FSA) Among Regions in Ontario with Cases.

A. Cumulative Cases: October 28, 2024 – July 22, 2025

B. Recent Cases (Rash Onset in the Last 21 days): July 1 – 22, 2025



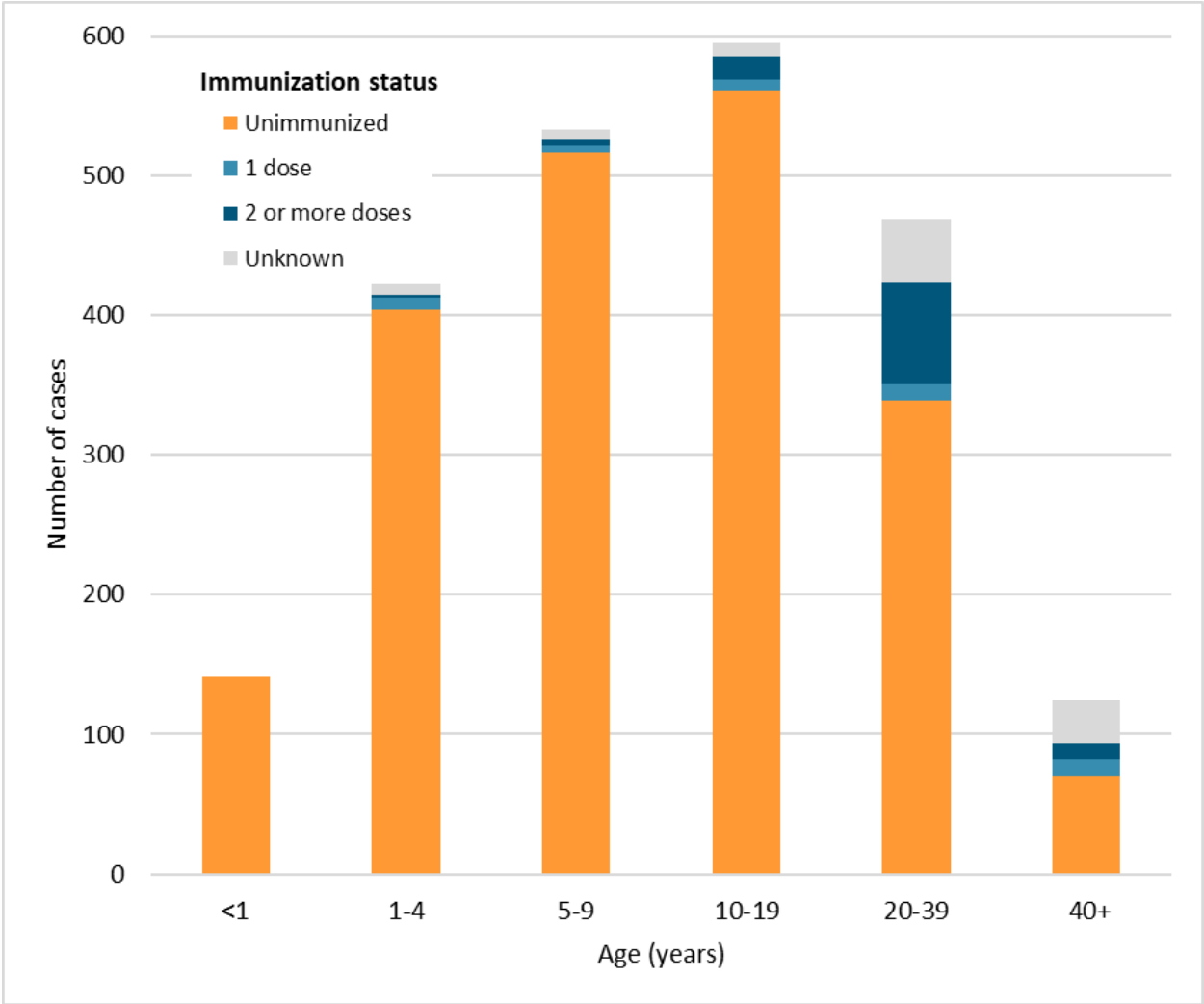
Notes:

- **FSA boundaries do not align with public health unit boundaries, and some FSAs span multiple public health units.** Therefore, the number and rate of cases by public health unit in [Table 1](#) do not correspond to the FSA-level rates shown in these maps.
- As of January 1, 2025, Brant County Health Unit and Haldimand-Norfolk Health Unit have merged into Grand Erie Public Health; Hastings and Prince Edward Counties Health Unit, Kingston, Frontenac and Lennox and Addington Health Unit and Leeds, Grenville and Lanark District Health Unit have merged into South East Health Unit; Porcupine Health Unit and Timiskaming Health Unit have merged into Northeastern Public Health; and Haliburton, Kawartha, Pine Ridge District Health Unit and Peterborough County-City Health Unit have merged into Haliburton Kawartha Northumberland Peterborough Health Unit.

Table 3: Characteristics of Measles Outbreak Cases: Ontario, October 28, 2024 – July 22, 2025

Case Characteristics	Case Count as of July 22
Total cases	2,298 (100.0%)
Case classification	
Confirmed	1,984 (86.3%)
Probable	314 (13.7%)
Gender	
Female	1,101 (47.9%)
Male	1,195 (52.0%)
Unknown	2 (0.1%)
Age (years)	
<1	141 (6.1%)
1-4	422 (18.4%)
5-9	533 (23.2%)
10-19	595 (25.9%)
20-39	469 (20.4%)
40+	125 (5.4%)
Unknown	13 (0.6%)
Pregnant cases	49 (2.1%)
Congenital cases	9 (0.4%)
Cases born in or after 1970	2,256 (98.2%)
Hospitalized cases	162 (7.0%)
ICU admissions	12 (0.5%)
Deaths	1 (0.04%)
Immunization status	
Unimmunized	2,040 (88.8%)
1 dose	46 (2.0%)
2 or more doses	107 (4.7%)
Unknown/no proof of immunization	105 (4.6%)

Figure 3: Immunization Status of Measles Outbreak Cases by Age Group: Ontario, October 28, 2024 – July 22, 2025

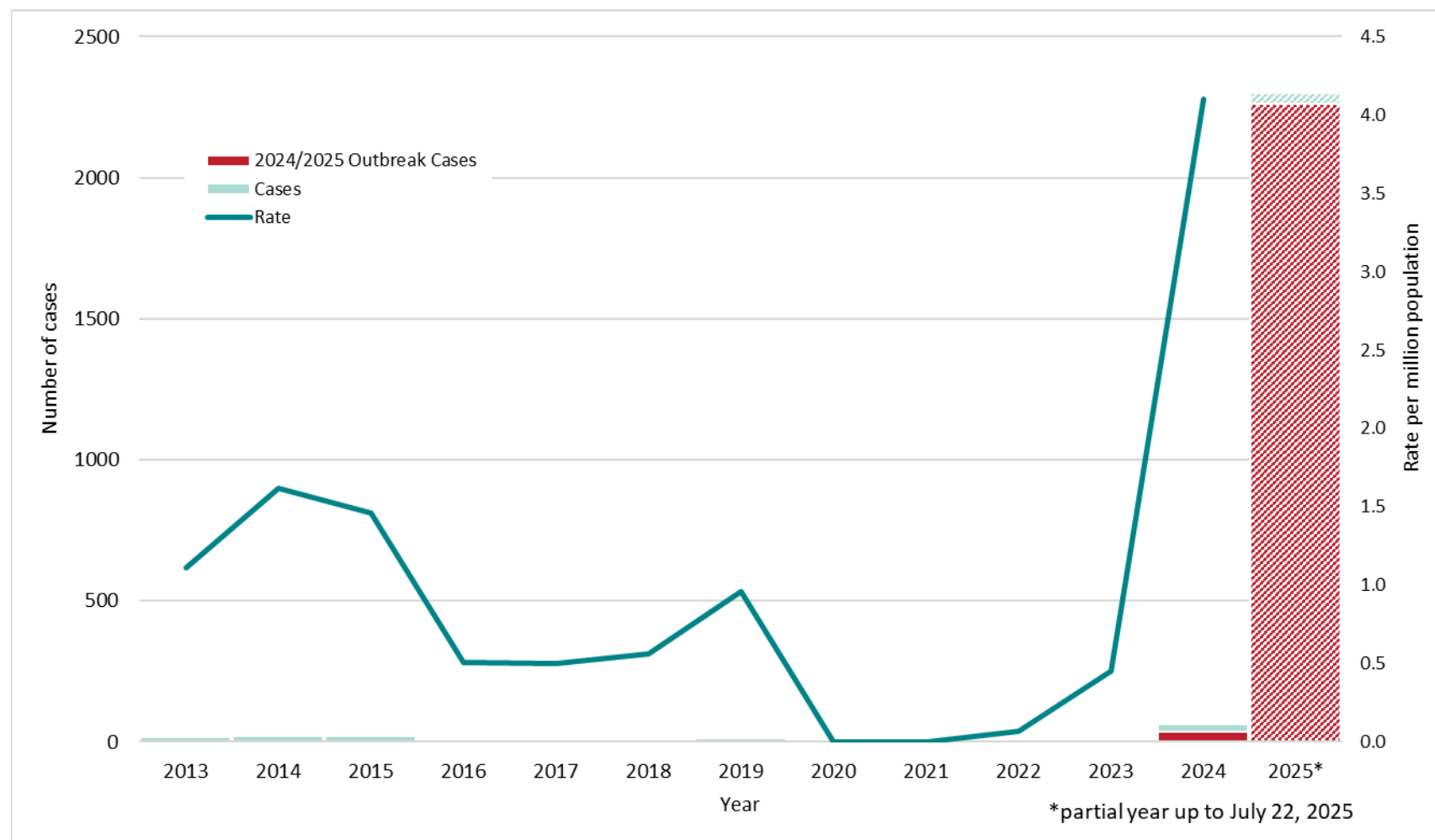


Age group	<1	1-4	5-9	10-19	20-39	40+
Unimmunized	100.0%	95.7%	96.8%	94.3%	72.3%	56.0%
1 dose	0.0%	2.1%	0.9%	1.3%	2.6%	9.6%
2 or more doses	0.0%	0.5%	0.9%	2.7%	15.4%	9.6%
Unknown	0.0%	1.7%	1.3%	1.7%	9.8%	24.8%

Trends Over Time

- Between 2013 and 2023 there were 101 confirmed cases of measles reported in Ontario, while in 2024 there were 64 cases of measles reported in Ontario ([Figure 4](#)).
- Prior to the COVID-19 pandemic (2013–2019), the annual number of measles cases in Ontario ranged between seven and 22; in comparison, one case was reported during the pandemic (2020–2022) while seven cases were reported in 2023 ([Figure 4](#)). Similar trends were seen in [Canada](#) overall, where the number of measles cases decreased dramatically during the COVID-19 pandemic.
- Of the cases in 2024, 37 were associated with the outbreak (see above). Eighteen cases were associated with travel, two of whom resulted in six epidemiologically-linked cases in April and May. Three cases occurred in individuals with unknown sources of exposure (i.e., no history of travel and not epidemiologically-linked to another case).
- Between 2013 and 2023, 94 cases (93.1%) occurred in individuals born after 1970, 28 cases (27.7%) were hospitalized, and there were no deaths. In 2024, all 64 cases (100.0%) occurred in individuals born after 1970, eight (12.5%) cases were hospitalized, and there was one death in a child less than 5 years old ([Table 4](#)).
- Most cases between 2013 and 2023 were unimmunized (i.e., no doses received; 62.4%) or had unknown immunization status (24.8%). In 2024, similarly most cases were unimmunized (79.7%), while five (7.8%) had at least two doses of measles containing vaccines, two (3.1%) had one dose, and six (9.4%) had unknown immunization status ([Table 4](#)).

Figure 4: Number of Measles Cases and Incidence Rate per Million Population: Ontario, January 1, 2013 – July 22, 2025



Year	2013	2014	2015	2016	2017	2018	2019	2020	2021	2022	2023	2024	2025*
Cases	15	22	20	7	7	8	14	0	0	1	7	27	40
2024/2025 Outbreak Cases	0	0	0	0	0	0	0	0	0	0	0	37	2,261
Total	15	22	20	7	7	8	14	0	0	1	7	64	2,301
Rate	1.11	1.62	1.46	0.50	0.50	0.56	0.96	0.00	0.00	0.07	0.46	4.10	

Table 4: Characteristics of Measles Cases: Ontario, January 1, 2013 – December 31, 2024

Case Characteristics	2013-2023	2024
Total Cases	101	64
Gender		
Female	49 (48.5%)	30 (46.9%)
Male	52 (51.5%)	34 (53.1%)
Age (years)		
<1	13 (12.9%)	3 (4.7%)
1-4	22 (21.8%)	14 (21.9%)
5-9	6 (5.9%)	12 (18.8%)
10-19	8 (7.9%)	15 (23.4%)
20-39	36 (35.6%)	18 (28.1%)
40+	16 (15.8%)	2 (3.1%)
Cases born in or after 1970	94 (93.1%)	64 (100.0%)
Hospitalizations	28 (27.7%)	8 (12.5%)
Deaths	0 (0.0%)	1 (1.6%)
Immunization Status		
Unimmunized	63 (62.4%)	51 (79.7%)
1 dose	6 (5.9%)	2 (3.1%)
2 or more doses	7 (6.9%)	5 (7.8%)
Unknown/no proof of immunization	25 (24.8%)	6 (9.4%)

Appendix A

Table A1: Number of Measles Outbreak Cases by Week of Rash Onset and Case Classification: Ontario, October 28, 2024 – July 22, 2025

Week of Rash Onset	Confirmed Cases	Probable Cases	Week Total
October 28 – November 3	9	0	9
November 4 – 10	0	11	11
November 11 – 17	0	5	5
November 18 – 24	1	5	6
November 25 – December 1	0	2	2
December 2 – 8	1	0	1
December 9 – 15	0	3	3
December 16 – 22	0	0	0
December 23 – 29	0	0	0
December 30 – January 5	1	0	1
January 6 – 12	1	0	1
January 13 – 19	9	1	10
January 20 – 26	16	2	18
January 27 – February 2	18	4	22
February 3 – 9	28	6	34
February 10 – 16	26	8	34
February 17 – 23	60	13	73
February 24 – March 2	88	11	99
March 3 – 9	99	4	103
March 10 – 16	102	23	125
March 17 – 23	113	15	128
March 24 – 30	84	12	96
March 31 – April 6	151	11	162

Week of Rash Onset	Confirmed Cases	Probable Cases	Week Total
April 7 – 13	99	17	116
April 14 – 20	165	23	188
April 21 – 27	183	26	209
April 28 – May 4	184	28	212
May 5 – 11	160	27	187
May 12 – 18	96	9	105
May 19 – 25	82	11	93
May 26 – June 1	47	15	62
June 2 – 8	62	13	75
June 9 – 15	19	4	23
June 16 – 22	27	2	29
June 23 – 29	14	3	17
June 30 – July 6	18	0	18
July 7 – 13	14	0	14
July 14 – 20	7	0	7
July 21 – 22	0	0	0
Total Cases	1,984	314	2,298

Notes:

- Data table corresponds to [Figure 1](#).
- Rash onset date was not available for 41 cases at the time of analysis; as a result, episode date was used as a proxy instead.
- Changes in case counts (either increases or decreases) may result from ongoing data cleaning efforts and/or case updates, including re-classification of previously reported cases.

Technical Notes

Data Sources

Case Data

- The case data for this report were based on information entered in the Ontario Ministry of Health (MOH) integrated Public Health Information System (iPHIS) database as of July 22, 2025 at 7:00 am.
- Cases associated with the multi-jurisdictional measles outbreak were identified as cases linked to the provincial outbreak number (0000-2024-00016) in iPHIS.
- iPHIS is a dynamic disease reporting system that allows ongoing updates to previously entered data. As a result, data extracted from iPHIS represent a snapshot at the time of extraction and may differ from previous or subsequent reports.

Laboratory Data

- The most recent monthly summary of laboratory data was extracted from the Public Health Ontario Laboratory Information Management System on July 21, 2025 and reflect finalized molecular PCR results indicating acute measles infection for samples received between January 1 and July 21, 2025. Specimen collection date was used where available, otherwise login date was used. Counts represent unique individuals and may change in future reports as results are finalized.
- Due to differences in the dates of extraction for case and laboratory data, and Public Health Ontario's Laboratory no longer performing all measles PCR testing in Ontario (as of June 15, 2025, Hamilton Health Science Laboratory began performing measles PCR testing), the number of cases and individuals testing positive by PCR will differ.

Ontario Population Data

Ontario population data were sourced from Statistics Canada and the Ministry of Finance:

- Statistics Canada. Table 17-10-0134-01: Population estimates (2016 census and administrative data), by age group and sex for July 1st, Canada, provinces, territories, health regions (2018 boundaries) and peer groups [Internet]. Ottawa, ON: Government of Canada; 2023 Mar 2 [extracted 2023 Mar 13]. Available from: <https://doi.org/10.25318/1710013401-eng>
- Statistics Canada. Table 98-10-0027-01: Population estimates (2021 census and administrative data), by age (in single years), average age and median age, gender, Canada and forward sortation areas [Internet]. Ottawa, ON: Government of Canada; 2022 Sept 9 [extracted 2024 June 7]. Available from: <https://doi.org/10.25318/9810002701-eng>
- Population projections 2023-2025: Population reporting. Population Projections Public Health Unit, 2022-2046 [data file]. Toronto ON: Ministry of Finance [producer]; Toronto, ON: Ontario. Ministry of Health, IntelliHealth Ontario [distributor]; [data extracted 2023 May 10].

Data Caveats

- Data reported for 2020-2022 should be interpreted with caution. Both testing and iPHIS data entry practices were likely impacted by the COVID-19 pandemic response.
- Only measles cases meeting the confirmed and probable case classification as listed in the Ontario MOH surveillance⁵ or outbreak case definitions are included in the reported case counts.
 - Changes to provincial surveillance case definitions and disease classifications have occurred over the years and thus may impact the analysis of trends over time. Cases are classified in iPHIS based on the Ontario MOH surveillance case definitions in use at the time the case was identified.
 - PHO's technical report "Factors Affecting Reporting Diseases in Ontario: Case Definition Changes and Associated Trends 1991-2016" and its associated appendix provide more detailed information on this topic.⁶
- In [Figure 1](#), episode date was used as a proxy when rash onset date was unavailable. Episode date is an estimate of the onset date of disease for a case that is determined using the following hierarchy in iPHIS: Onset Date > Specimen Collection Date > Lab Test Date > Reported Date.
 - For example: If an Onset Date exists, it will be used as the Episode Date. If Onset Date is not available, then the next available date in the hierarchy (i.e., Specimen Collection Date) will be used, and so on.
- Case counts and rates by geography in [Table 1](#) are based on the diagnosing health unit (DHU). DHU refers to the public health unit corresponding to where a case was residing most of the time at the time of illness onset or report to public health, and does not necessarily indicate the location of exposure or diagnosis. Cases that were not residents of Ontario at the time of illness onset were excluded from the analysis.
 - In [Figure 2A](#) and [Figure 2B](#), the maps show the rates of measles cases by residential forward sortation area (FSA); FSA boundaries do not align with public health unit boundaries, and some FSAs span multiple health units.
- Cases for which the Disposition Status was reported as ENTERED IN ERROR, DOES NOT MEET DEFINITION, DUPLICATE-DO NOT USE, or any variation on these values, were excluded from this analysis.
- To determine immunization status of cases, only documented doses of a measles-containing vaccine administered on or after the 1st birthday and at least 14 days prior to disease onset were included; a minimum interval of 28 days between doses was also applied to count valid doses.
- A case of measles is considered imported if the person travelled outside Canada 7 to 21 days prior to rash onset.
- The median length of stay for hospitalized cases and ICU admissions was only derived for those cases where both the admission and discharge dates were entered in iPHIS. Cases who were still hospitalized or admitted to ICU, or whose dates of admission/discharge were unknown at the time of data extraction, were excluded from the calculation. For cases with multiple records of hospitalization, the cumulative length of stay (i.e., sum of length of stay associated with each hospitalization) was used to calculate the median length of stay.
- To be considered as a fatal case outcome, a case must not have REPORTABLE DISEASE WAS UNRELATED TO CAUSE OF DEATH selected as the Death Type Description at the time of data extraction.

References

1. Government of New Brunswick. News release: measles outbreak in zone 3 is over [Internet]. Fredericton, NB: Government of New Brunswick; 2025 [cited 2025 Feb 13]. Available from: https://www2.gnb.ca/content/gnb/en/news/news_release.2025.01.0003.html
2. Health Infobase. Measles and rubella weekly monitoring report: week 13 (March 23 to 29, 2025) [Internet]. Ottawa, ON: Government of Canada; 2025 [updated 2025 Apr 11; cited 2025 Apr 16]. Available from: <https://health-infobase.canada.ca/measles-rubella/>
3. Gastanaduy P, Haber P, Rota PA, Patel M. Measles. In: Centers for Disease Control and Prevention, author; Hall E, Wodi PA, Hamborsky J, Morelli V, Schillie S, editors. Epidemiology and prevention of vaccine-preventable diseases. 14th ed. Washington, DC: Public Health Foundation; 2021 [cited 2024 Mar 05]. Available from: <https://www.cdc.gov/vaccines/pubs/pinkbook/meas.html>
4. American Academy of Pediatrics, Committee on Infectious Diseases; Kimberlin DW, Barnett ED, Lynfield R, Sawyer MH, editors. Red Book: 2021-2024 report of the committee of infectious diseases [Internet]. 32nd ed. Itasca, IL: American Academy of Pediatrics; 2021. Available from: <https://online.statref.com/Home/Resolve?id=23017&grpalias=HSICOTR>
5. Ontario. Ministry of Health. Ontario public health standards: requirements for programs, services and accountability. Infectious diseases protocol. Appendix 1: case definitions and disease-specific information. Disease: measles. Effective: March 2024. Toronto, ON: Queen's Printer for Ontario; 2022. Available from: <https://www.ontario.ca/files/2024-03/moh-measles-appendix-en-2024-03-19.pdf>
6. Ontario Agency for Health Protection and Promotion (Public Health Ontario). Factors affecting reportable diseases in Ontario: case definition changes and associated trends in Ontario: 1991-2016 [Internet]. Toronto, ON: Queen's Printer for Ontario; 2018 [cited 2024 Mar 05]. Appendix, Measles. Available from: <https://www.publichealthontario.ca/-/media/documents/F/2018/factors-reportable-diseases-ontario-1991-2016.pdf?la=en&hash=A10D37CEE72926746247664DEA6E8E503AFAE0B2>

Citation

Ontario Agency for Health Protection and Promotion (Public Health Ontario). Measles in Ontario. Toronto, ON: King's Printer for Ontario; 2025.

Disclaimer

This document was developed by Public Health Ontario (PHO). PHO provides scientific and technical advice to Ontario's government, public health organizations and health care providers. PHO's work is guided by the current best available evidence at the time of publication. The application and use of this document is the responsibility of the user. PHO assumes no liability resulting from any such application or use. This document may be reproduced without permission for non-commercial purposes only and provided that appropriate credit is given to PHO. No changes and/or modifications may be made to this document without express written permission from PHO.

Public Health Ontario

Public Health Ontario is an agency of the Government of Ontario dedicated to protecting and promoting the health of all Ontarians and reducing inequities in health. Public Health Ontario links public health practitioners, front-line health workers and researchers to the best scientific intelligence and knowledge from around the world.

For more information about PHO, visit publichealthontario.ca.

© King's Printer for Ontario, 2025

