

ENHANCED EPIDEMIOLOGICAL SUMMARY

Measles in Ontario

Updated: May 22, 2025

Introduction

Measles is a highly contagious respiratory virus. Symptoms of measles include fever, a red blotchy rash, red watery eyes and cough. Immunization is the best protection against measles. For children and most adults born in or after 1970, this means receiving two doses of measles containing-vaccine (e.g., MMR vaccine).

In Ontario, measles has historically been a rare disease, owing to the successful elimination of measles in Canada and high immunization coverage. Measles cases have typically been predominantly associated with travel (often referred to as “measles importations”). Due to an increase in measles activity globally in 2024, Ontario began to see more cases of measles. Presently, Ontario is part of a multi-jurisdictional measles outbreak with measles activity occurring in Ontario and several other provinces.²

This report describes the epidemiology of measles in Ontario between January 1, 2013 and May 20, 2025, with a focus on the current multi-jurisdictional measles outbreak. This report will be updated weekly until otherwise noted.

This report includes the most current information available from Ontario’s integrated Public Health Information System (iPHIS) as of May 20, 2025 at 1:00 pm.

Highlights

Multi-Jurisdictional Measles Outbreak

October 18, 2024 to May 20, 2025

- On October 18, 2024, exposure to a travel-related case in New Brunswick led to measles cases in Ontario. While New Brunswick declared their outbreak over on January 7, 2025¹, Ontario and additional provinces² have reported measles cases related to this outbreak, with Ontario’s first outbreak cases occurring the week of October 28, 2024.
- As of May 20, 2025, Ontario has reported a total of 1,795 measles cases (1,525 confirmed, 270 probable) associated with this outbreak ([Figure 1](#)) occurring in 18 public health units ([Table 1](#)).
 - This represents an increase of 173 cases ([Figure 1](#)) since the previous data extraction on May 13.
- The continued increase in the number of outbreak cases and geographic spread is predominantly due to ongoing exposures and transmission among individuals who have not been immunized.

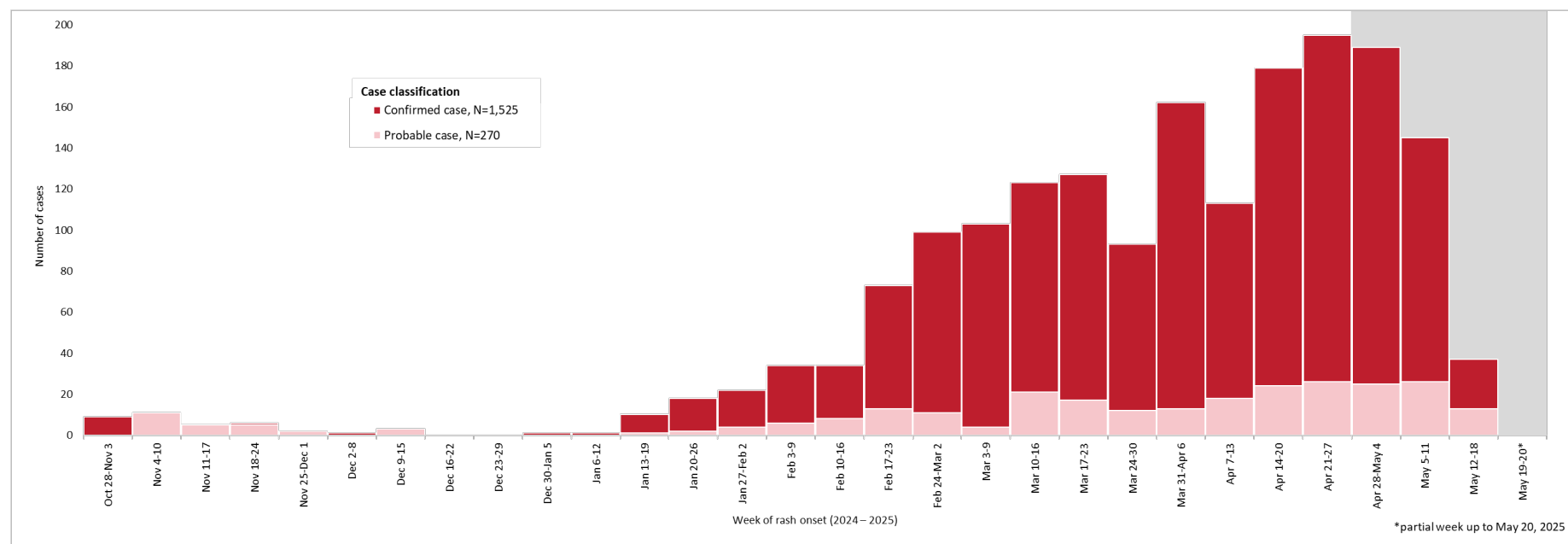
- The geographic distribution of measles outbreak cases per 100,000 population by forward sortation area (FSA) is shown in [Figure 2A](#) (cumulative cases since the start of the outbreak) and [Figure 2B](#) (recent cases with rash onset in the last 21 days).
 - The FSAs with the highest cumulative and recent rates of outbreak cases to date are in southwestern Ontario ([Figure 2A](#), [Figure 2B](#)).
- Among all outbreak cases, the majority were in infants, children and adolescents (75.9%, n=1,363), while 23.6% (n=424) were in adults, and 0.4% (n=8) had unknown age ([Table 2](#)).
 - 2.1% (n=38) of outbreak cases were pregnant.
 - 98.4% (n=1,767) of outbreak cases were born in or after 1970.
- Among infant, child and adolescent outbreak cases, 96.0% (n=1,309) were unimmunized, while among adults, 66.3% (n=281) were unimmunized ([Figure 3](#)).
- Overall, 7.2% (n=129) of outbreak cases have required hospitalization, and 0.6% (n=10) were admitted to the ICU ([Table 2](#)). Of those hospitalized, 93.8% (n=121) were unimmunized, including 92 children.
- Visit our [measles exposures webpage](#) for more information on places and dates of exposure to a case of measles in Ontario.

Measles Cases in 2025

January 1 to May 20, 2025

- In 2025, a total of 1,834 measles cases (1,590 confirmed, 244 probable) have been reported in Ontario, as of May 20 ([Figure 4](#)).
 - All but 76 cases were linked with the multi-jurisdictional outbreak described above. Of these, 21 cases had a history of travel (i.e. measles acquired outside of Canada), one case was epidemiologically-linked to a visitor to Ontario, and 54 cases do not yet have a source of exposure reported.
 - Among these cases, eight required hospitalization: seven were unimmunized infants, children and adolescents, and one was an unimmunized adult.
- As of May 20, 2025, laboratory data shows that 25.7% of individuals (n=918) tested for acute measles infection in 2025 using molecular PCR have received positive test results.

Figure 1: Number of Measles Outbreak Cases by Week of Rash Onset and Case Classification: Ontario, October 28, 2024 – May 20, 2025



Week of rash onset	Oct 28-Nov 3	Nov 4-10	Nov 11-17	Nov 18-24	Nov 25-Dec 1	Dec 2-8	Dec 9-15	Dec 16-22	Dec 23-29	Dec 30-Jan 5	Jan 6-12	Jan 13-19	Jan 20-26	Jan 27-Feb 2	Feb 3-9	Feb 10-16	Feb 17-23	Feb 24-Mar 2	Mar 3-9	Mar 10-16	Mar 17-23	Mar 24-30	Mar 31-Apr 6	Apr 7-13	Apr 14-20	Apr 21-27	Apr 28-May 4	May 5-11	May 12-18	May 19-20*
Confirmed case	9	0	0	1	0	1	0	0	0	1	1	9	16	18	28	26	60	88	99	102	110	81	149	95	155	169	164	119	24	0
Probable case	0	11	5	5	2	0	3	0	0	0	0	1	2	4	6	8	13	11	4	21	17	12	13	18	24	26	25	26	13	0
Total	9	11	5	6	2	1	3	0	0	1	1	10	18	22	34	34	73	99	103	123	127	93	162	113	179	195	189	145	37	0

Notes:

- The grey shaded area in the figure represents a case reporting lag; case counts during these weeks should be considered tentative.
- Rash onset date was not yet available for 31 cases at the time of analysis; as a result, episode date was used as a proxy instead.
- The incubation period for measles (i.e., period from exposure to prodromal symptoms) averages 10 to 12 days; the time from exposure to rash onset ranges from 7 to 21 days (average 14 days).^{3,4} Cases are considered to be infectious from four days before rash onset to four days after rash onset.³
- Based on the incubation and the infectious period, epidemiologically-linked cases may appear up to 25 days after the rash onset date of the most recently reported case of measles.
- Provincial surveillance definitions for confirmed and probable cases of measles are available in Appendix 1⁵ and have been adapted to reflect the specific circumstances of the outbreak under investigation.

Table 1: Public Health Units of Measles Outbreak Cases: Ontario, October 28, 2024 – May 20, 2025

Public Health Unit	Case Count as of May 20	Change in Case Count since May 13	Rate per 100,000 Population as of May 20
Southwestern Public Health	672 (37.4%)	98	283.5
Grand Erie Public Health	236 (13.1%)	14	80.1
Huron Perth Public Health	214 (11.9%)	22	137.1
Chatham-Kent Public Health	165 (9.2%)	10	151.5
Windsor-Essex County Health Unit	129 (7.2%)	7	28.8
South East Health Unit	80 (4.5%)	0	13.6
Region of Waterloo Public Health and Emergency Services	64 (3.6%)	5	9.5
Wellington-Dufferin-Guelph Public Health	53 (3.0%)	0	15.5
Middlesex-London Health Unit	42 (2.3%)	0	7.5
Grey Bruce Health Unit	40 (2.2%)	0	21.2
North Bay Parry Sound District Health Unit	33 (1.8%)	3	24.8
Lambton Public Health	18 (1.0%)	1	13.3
Northeastern Public Health	18 (1.0%)	5	15.3
Niagara Region Public Health	12 (0.7%)	1	2.3
Algoma Public Health	11 (0.6%)	4	9.3
Eastern Ontario Health Unit	5 (0.3%)	3	2.2
Renfrew County and District Health Unit	2 (0.1%)	0	1.8
City of Hamilton Public Health Services	1 (0.1%)	0	0.2
Ontario	1,795 (100.0%)	173	11.3

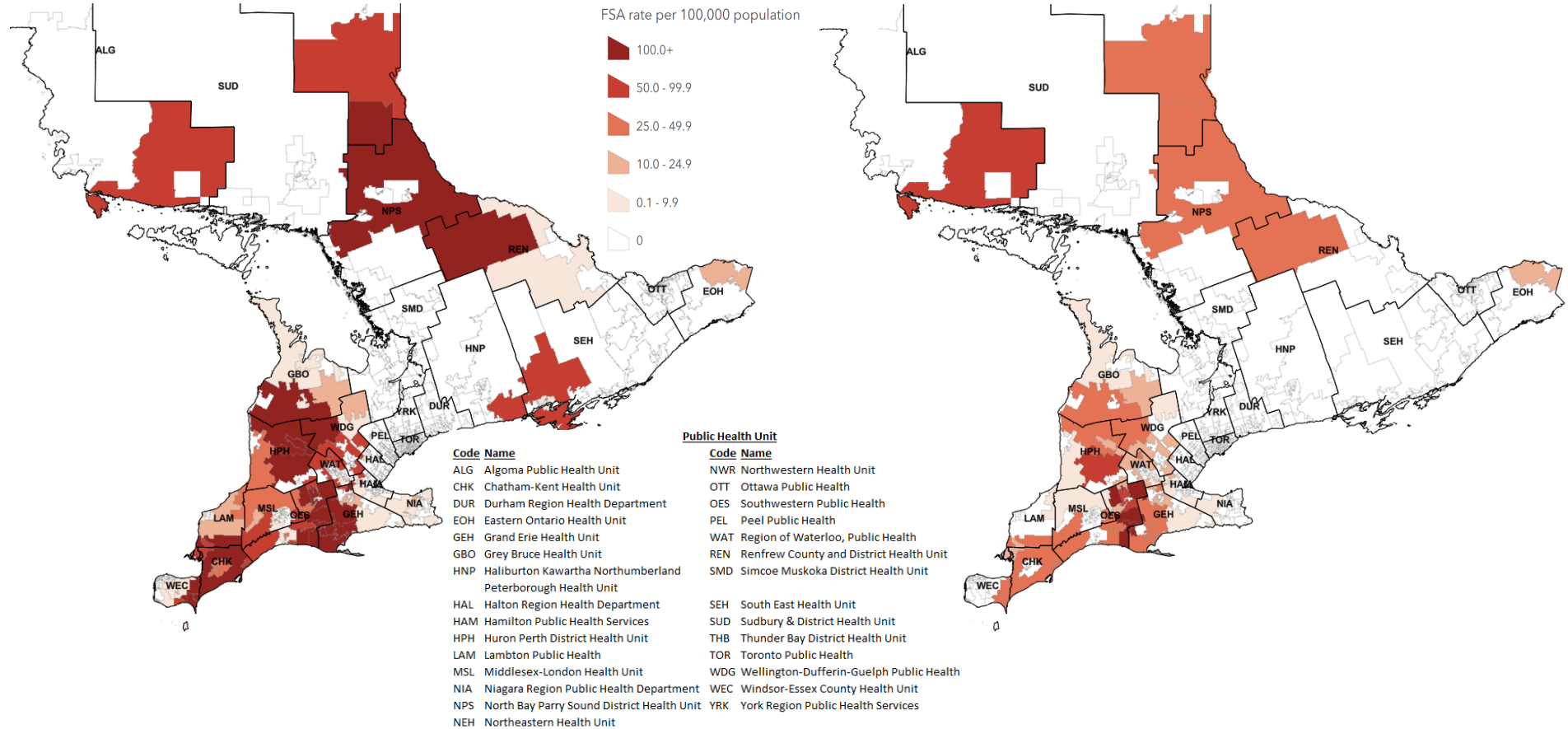
Notes:

- This table is based on the public health unit corresponding to where a case was residing most of the time at the time of illness onset or report to public health, and not necessarily the location of exposure or diagnosis.
- As of January 1, 2025, Brant County Health Unit and Haldimand-Norfolk Health Unit have merged into Grand Erie Public Health; Hastings and Prince Edward Counties Health Unit, Kingston, Frontenac and Lennox and Addington Health Unit and Leeds, Grenville and Lanark District Health Unit have merged into South East Health Unit; and Porcupine Health Unit and Timiskaming Health Unit have merged into Northeastern Public Health.

Figure 2: Geographic Distribution of the Rate of Measles Outbreak Cases Per 100,000 Population by Forward Sortation Area (FSA) Among Regions in Ontario with Cases:

(A) Cumulative cases: October 28, 2024 – May 20, 2025

(B) Cases with rash onset in the last 21 days: April 29, 2024 – May 20, 2025



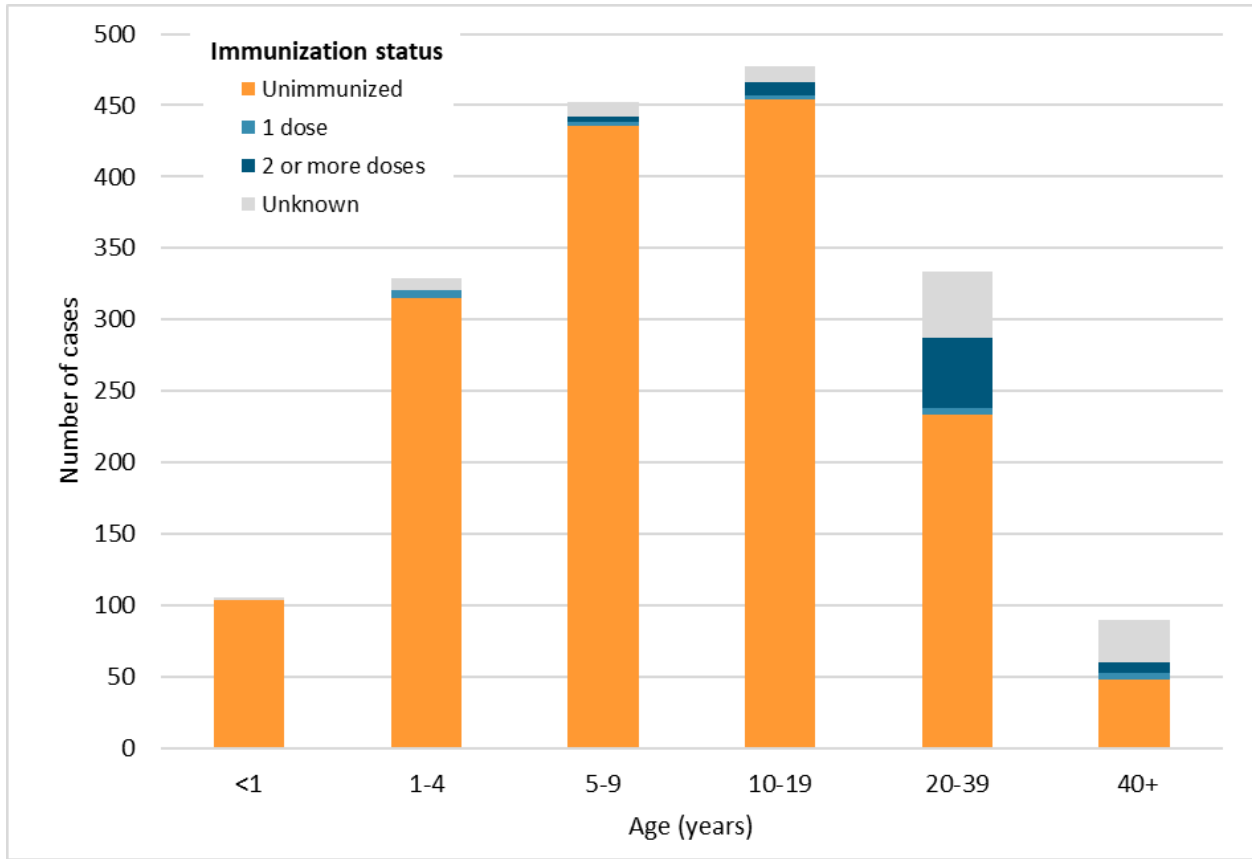
Notes:

- **FSA boundaries do not align with public health unit boundaries, and some FSAs span multiple public health units.** Therefore, the number and rate of cases by public health unit in [Table 1](#) do not correspond to the FSA-level rates shown in these maps.
- As of January 1, 2025, Brant County Health Unit and Haldimand-Norfolk Health Unit have merged into Grand Erie Public Health; Hastings and Prince Edward Counties Health Unit, Kingston, Frontenac and Lennox and Addington Health Unit and Leeds, Grenville and Lanark District Health Unit have merged into South East Health Unit; and Porcupine Health Unit and Timiskaming Health Unit have merged into Northeastern Public Health.

Table 2: Characteristics of Measles Outbreak Cases: Ontario, October 28, 2024 – May 20, 2025

Case Characteristics	Case Count as of May 20
Total Cases	1,795 (100.0%)
Case Classification	
Confirmed	1,525 (85.0%)
Probable	270 (15.0%)
Gender	
Female	868 (48.4%)
Male	925 (51.5%)
Unknown	2 (0.1%)
Age (years)	
<1	105 (5.8%)
1-4	329 (18.3%)
5-9	452 (25.2%)
10-19	477 (26.6%)
20-39	334 (18.6%)
40+	90 (5.0%)
Unknown	8 (0.4%)
Pregnant	38 (2.1%)
Cases born in or after 1970	1,767 (98.4%)
Hospitalizations	
ICU	10 (0.6%)
Deaths	0 (0.0%)
Immunization Status	
Unimmunized	1,595 (88.9%)
1 dose	21 (1.2%)
2 or more doses	69 (3.8%)
Unknown/no proof of immunization	110 (6.1%)

Figure 3: Immunization Status of Measles Outbreak Cases by Age Group: Ontario, October 28, 2024 – May 20, 2025

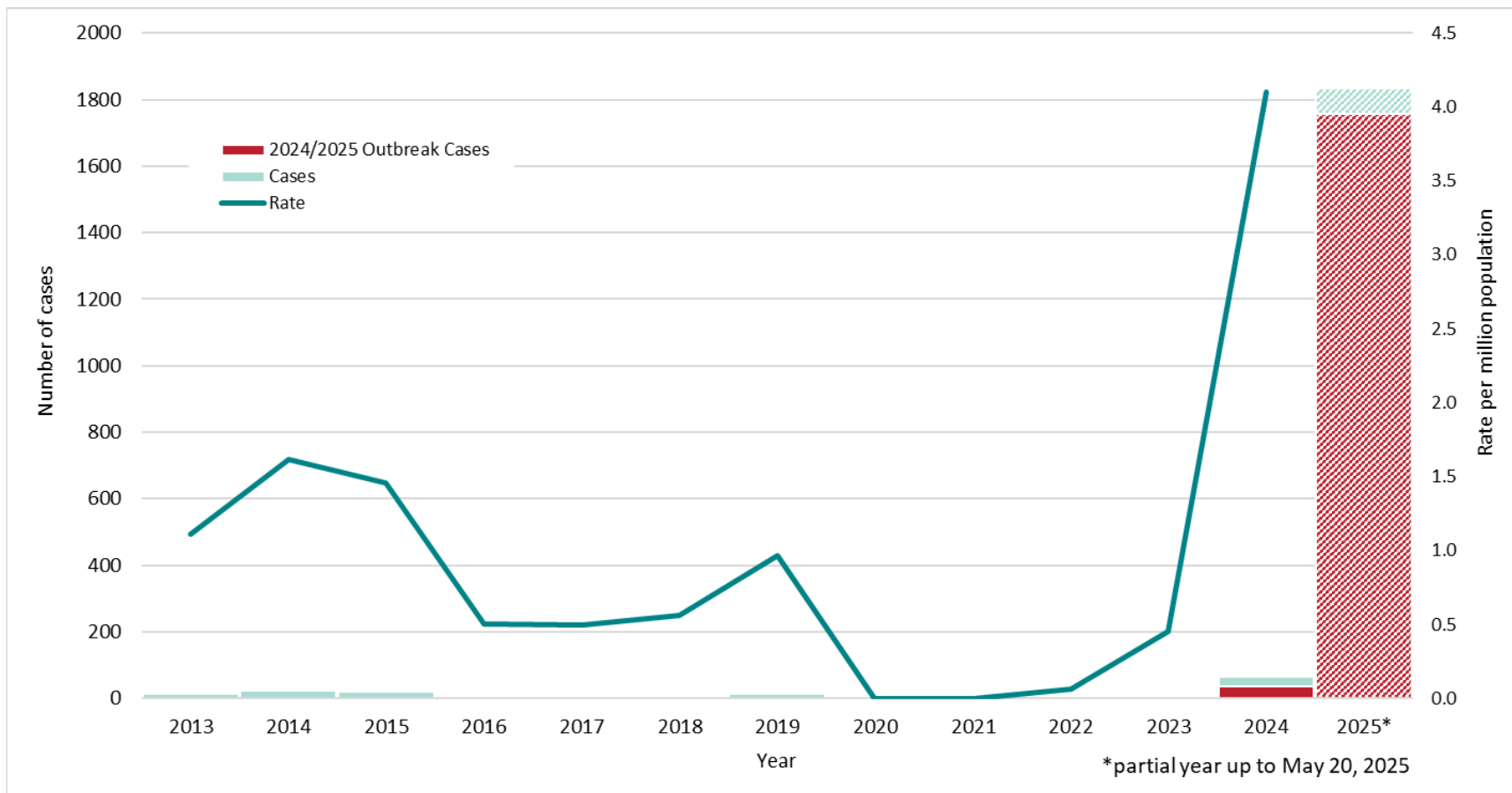


Age group	<1	1-4	5-9	10-19	20-39	40+
Unimmunized	99.0%	95.7%	96.5%	95.2%	69.8%	53.3%
1 dose	0.0%	1.8%	0.4%	0.6%	1.5%	5.6%
2 or more doses	0.0%	0.0%	0.9%	1.9%	14.7%	7.8%
Unknown	1.0%	2.4%	2.2%	2.3%	14.1%	33.3%

Trends Over Time

- Between 2013 and 2023 there were 101 confirmed cases of measles reported in Ontario, while in 2024 there were 64 cases of measles reported in Ontario ([Figure 4](#)).
- Prior to the COVID-19 pandemic (2013–2019), the annual number of measles cases in Ontario ranged between seven and 22; in comparison, one case was reported during the pandemic (2020–2022) while seven cases were reported in 2023 ([Figure 4](#)). Similar trends were seen in [Canada](#) overall, where the number of measles cases decreased dramatically during the COVID-19 pandemic.
- Of the cases in 2024, 37 were associated with the outbreak (see above). Eighteen cases were associated with travel, two of whom resulted in six epidemiologically-linked cases in April and May. Three cases occurred in individuals with unknown sources of exposure (i.e., no history of travel and not epidemiologically-linked to another case).
- Between 2013 and 2023, 94 cases (93.1%) occurred in individuals born after 1970, 28 cases (27.7%) were hospitalized, and there were no deaths. In 2024, all 64 cases (100.0%) occurred in individuals born after 1970, eight (12.5%) cases were hospitalized, and there was one death in a child less than 5 years old ([Table 3](#)).
- Most cases between 2013 and 2023 were unimmunized (i.e., no doses received; 62.4%) or had unknown immunization status (24.8%). In 2024, similarly most cases were unimmunized (79.7%), while five (7.8%) had at least two doses of measles containing vaccines, two (3.1%) had one dose, and six (9.4%) had unknown immunization status ([Table 3](#)).

Figure 4: Number of Measles Cases and Incidence Rate per Million Population: Ontario, January 1, 2013 – May 20, 2025



Year	2013	2014	2015	2016	2017	2018	2019	2020	2021	2022	2023	2024	2025*
Cases	15	22	20	7	7	8	14	0	0	1	7	27	76
2024/2025 Outbreak Cases	0	0	0	0	0	0	0	0	0	0	0	37	1,758
Total	15	22	20	7	7	8	14	0	0	1	7	64	1,834
Rate	1.11	1.62	1.46	0.50	0.50	0.56	0.96	0.00	0.00	0.07	0.46	4.10	

Table 3: Characteristics of Measles Cases: Ontario, January 1, 2013 – December 31, 2024

Case Characteristics	2013-2023	2024
Total Cases	101	64
Gender		
Female	49 (48.5%)	30 (46.9%)
Male	52 (51.5%)	34 (53.1%)
Age (years)		
<1	13 (12.9%)	3 (4.7%)
1-4	22 (21.8%)	14 (21.9%)
5-9	6 (5.9%)	12 (18.8%)
10-19	8 (7.9%)	15 (23.4%)
20-39	36 (35.6%)	18 (28.1%)
40+	16 (15.8%)	2 (3.1%)
Cases born in or after 1970	94 (93.1%)	64 (100.0%)
Hospitalizations	28 (27.7%)	8 (12.5%)
Deaths	0 (0.0%)	1 (1.6%)
Immunization Status		
Unimmunized	63 (62.4%)	51 (79.7%)
1 dose	6 (5.9%)	2 (3.1%)
2 or more doses	7 (6.9%)	5 (7.8%)
Unknown/no proof of immunization	25 (24.8%)	6 (9.4%)

Technical Notes

Data Sources

Case Data

- The case data for this report were based on information entered in the Ontario Ministry of Health (MOH) integrated Public Health Information System (iPHIS) database as of May 20, 2025 at 1:00 pm.
- Cases associated with the multi-jurisdictional measles outbreak were identified as cases linked to the provincial outbreak number (0000-2024-00016) in iPHIS.
- iPHIS is a dynamic disease reporting system that allows ongoing updates to previously entered data. As a result, data extracted from iPHIS represent a snapshot at the time of extraction and may differ from previous or subsequent reports.

Laboratory Data

- The most recent monthly summary of laboratory data was extracted from the Public Health Ontario Laboratory Information Management System on May 20, 2025 and reflect finalized molecular PCR results indicating acute measles infection for samples received between January 1, 2025 and May 20, 2025. Specimen collection date was used where available, otherwise login date was used. Counts represent unique individuals and may change in future reports as results are finalized.
- Due to differences in the dates of extraction for case and laboratory data, the number of cases and individuals testing positive by PCR may differ.

Ontario Population Data

Ontario population data were sourced from Statistics Canada and the Ministry of Finance:

- Statistics Canada. Table 17-10-0134-01: Population estimates (2016 census and administrative data), by age group and sex for July 1st, Canada, provinces, territories, health regions (2018 boundaries) and peer groups [Internet]. Ottawa, ON: Government of Canada; 2023 Mar 2 [extracted 2023 Mar 13]. Available from: <https://doi.org/10.25318/1710013401-eng>
- Statistics Canada. Table 98-10-0027-01: Population estimates (2021 census and administrative data), by age (in single years), average age and median age, gender, Canada and forward sortation areas [Internet]. Ottawa, ON: Government of Canada; 2022 Sept 9 [extracted 2024 June 7]. Available from: <https://doi.org/10.25318/9810002701-eng>
- Population projections 2023-2025: Population reporting. Population Projections Public Health Unit, 2022-2046 [data file]. Toronto ON: Ministry of Finance [producer]; Toronto, ON: Ontario. Ministry of Health, IntelliHealth Ontario [distributor]; [data extracted 2023 May 10].

Data Caveats

- Data reported for 2020-2022 should be interpreted with caution. Both testing and iPHIS data entry practices were likely impacted by the COVID-19 pandemic response.
- Only measles cases meeting the confirmed and probable case classification as listed in the Ontario MOH surveillance⁵ or outbreak case definitions are included in the reported case counts.
 - Changes to provincial surveillance case definitions and disease classifications have occurred over the years and thus may impact the analysis of trends over time. Cases are classified in iPHIS based on the Ontario MOH surveillance case definitions in use at the time the case was identified.
 - PHO's technical report "Factors Affecting Reporting Diseases in Ontario: Case Definition Changes and Associated Trends 1991-2016" and its associated appendix provide more detailed information on this topic.⁶
- In [Figure 1](#), episode date was used as a proxy when rash onset date was unavailable. Episode date is an estimate of the onset date of disease for a case that is determined using the following hierarchy in iPHIS: Onset Date > Specimen Collection Date > Lab Test Date > Reported Date.
 - For example: If an Onset Date exists, it will be used as the Episode Date. If Onset Date is not available, then the next available date in the hierarchy (i.e., Specimen Collection Date) will be used, and so on.
- Case counts and rates by geography in [Table 1](#) are based on the diagnosing health unit (DHU). DHU refers to the public health unit corresponding to where a case was residing most of the time at the time of illness onset or report to public health, and does not necessarily indicate the location of exposure or diagnosis. Cases that were not residents of Ontario at the time of illness onset were excluded from the analysis.
 - In [Figure 2A](#) and [Figure 2B](#), the maps show the rates of measles cases by residential forward sortation area (FSA); FSA boundaries do not align with public health unit boundaries, and some FSAs span multiple health units.
- Cases for which the Disposition Status was reported as ENTERED IN ERROR, DOES NOT MEET DEFINITION, DUPLICATE-DO NOT USE, or any variation on these values, were excluded from this analysis.
- To determine immunization status of cases, only documented doses of a measles-containing vaccine administered on or after the 1st birthday and at least 14 days prior to disease onset were included; a minimum interval of 28 days between doses was also applied to count valid doses.
- A case of measles is considered imported if the person travelled outside Canada 7 to 21 days prior to rash onset.
- To be considered as a fatal case outcome, a case must not have REPORTABLE DISEASE WAS UNRELATED TO CAUSE OF DEATH selected as the Death Type Description, at the time of data extraction.

References

1. Government of New Brunswick. News release: measles outbreak in zone 3 is over [Internet]. Fredericton, NB: Government of New Brunswick; 2025 [cited 2025 Feb 13]. Available from: https://www2.gnb.ca/content/gnb/en/news/news_release.2025.01.0003.html
2. Health Infobase. Measles and rubella weekly monitoring report: week 13 (March 23 to 29, 2025) [Internet]. Ottawa, ON: Government of Canada; 2025 [updated 2025 Apr 11; cited 2025 Apr 16]. Available from: <https://health-infobase.canada.ca/measles-rubella/>
3. Gastanaduy P, Haber P, Rota PA, Patel M. Measles. In: Centers for Disease Control and Prevention, author; Hall E, Wodi PA, Hamborsky J, Morelli V, Schillie S, editors. Epidemiology and prevention of vaccine-preventable diseases. 14th ed. Washington, DC: Public Health Foundation; 2021 [cited 2024 Mar 05]. Available from: <https://www.cdc.gov/vaccines/pubs/pinkbook/meas.html>
4. American Academy of Pediatrics, Committee on Infectious Diseases; Kimberlin DW, Barnett ED, Lynfield R, Sawyer MH, editors. Red Book: 2021-2024 report of the committee of infectious diseases [Internet]. 32nd ed. Itasca, IL: American Academy of Pediatrics; 2021. Available from: <https://online.statref.com/Home/Resolve?id=23017&grpalias=HSICOTR>
5. Ontario. Ministry of Health. Ontario public health standards: requirements for programs, services and accountability. Infectious diseases protocol. Appendix 1: case definitions and disease-specific information. Disease: measles. Effective: March 2024. Toronto, ON: Queen's Printer for Ontario; 2022. Available from: <https://www.ontario.ca/files/2024-03/moh-measles-appendix-en-2024-03-19.pdf>
6. Ontario Agency for Health Protection and Promotion (Public Health Ontario). Factors affecting reportable diseases in Ontario: case definition changes and associated trends in Ontario: 1991-2016 [Internet]. Toronto, ON: Queen's Printer for Ontario; 2018 [cited 2024 Mar 05]. Appendix, Measles. Available from: <https://www.publichealthontario.ca/-/media/documents/F/2018/factors-reportable-diseases-ontario-1991-2016.pdf?la=en&hash=A10D37CEE72926746247664DEA6E8E503AFAE0B2>

Citation

Ontario Agency for Health Protection and Promotion (Public Health Ontario). Measles in Ontario. Toronto, ON: King's Printer for Ontario; 2025.

Disclaimer

This document was developed by Public Health Ontario (PHO). PHO provides scientific and technical advice to Ontario's government, public health organizations and health care providers. PHO's work is guided by the current best available evidence at the time of publication. The application and use of this document is the responsibility of the user. PHO assumes no liability resulting from any such application or use. This document may be reproduced without permission for non-commercial purposes only and provided that appropriate credit is given to PHO. No changes and/or modifications may be made to this document without express written permission from PHO.

Public Health Ontario

Public Health Ontario is an agency of the Government of Ontario dedicated to protecting and promoting the health of all Ontarians and reducing inequities in health. Public Health Ontario links public health practitioners, front-line health workers and researchers to the best scientific intelligence and knowledge from around the world.

For more information about PHO, visit publichealthontario.ca.

© King's Printer for Ontario, 2025

Ontario 